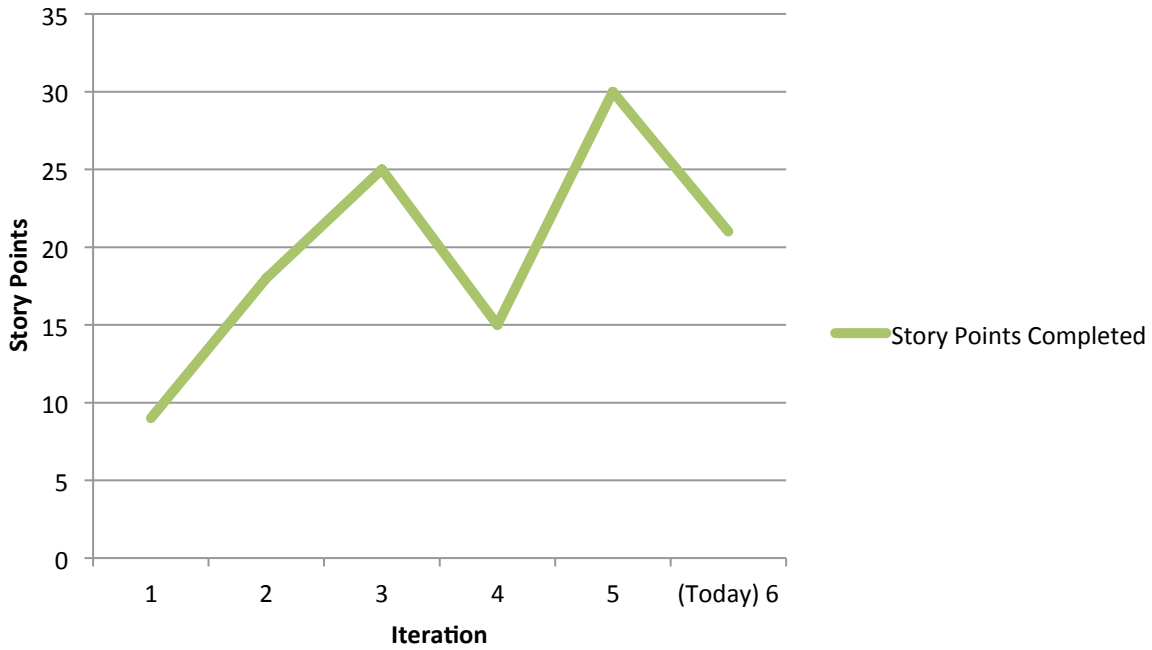


Sprint Velocity over Time

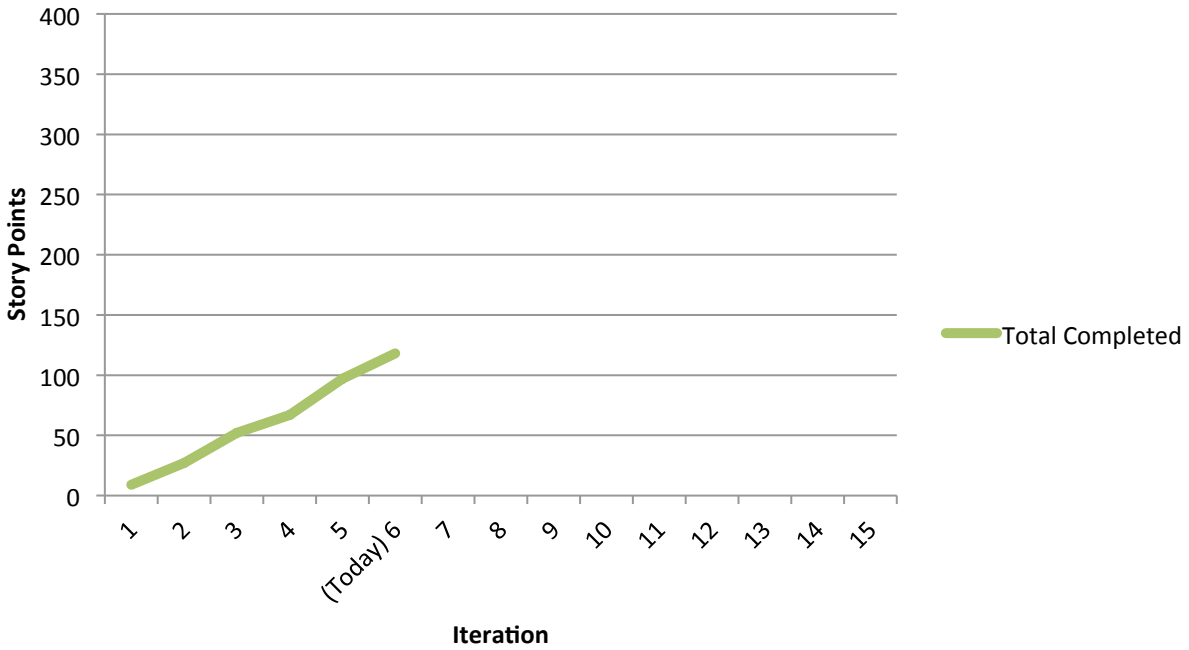


	Iteration	Story Points Completed	Total Completed	Forecast Completed	Forecast High	Forecast Low	MVP
Historical	1	9					
	2	18					
	3	25					
	4	15					
	5	30					
	(Today) 6	21					
Forecast	7						
	8						
	9						
	10						
	11						
	12						
	13						
	14						
	15						

Average Points Completed Last 3 Sprints:	
Standard Deviation Points Last 3 Sprints	

Velocity over time

Release Burn-Up Chart

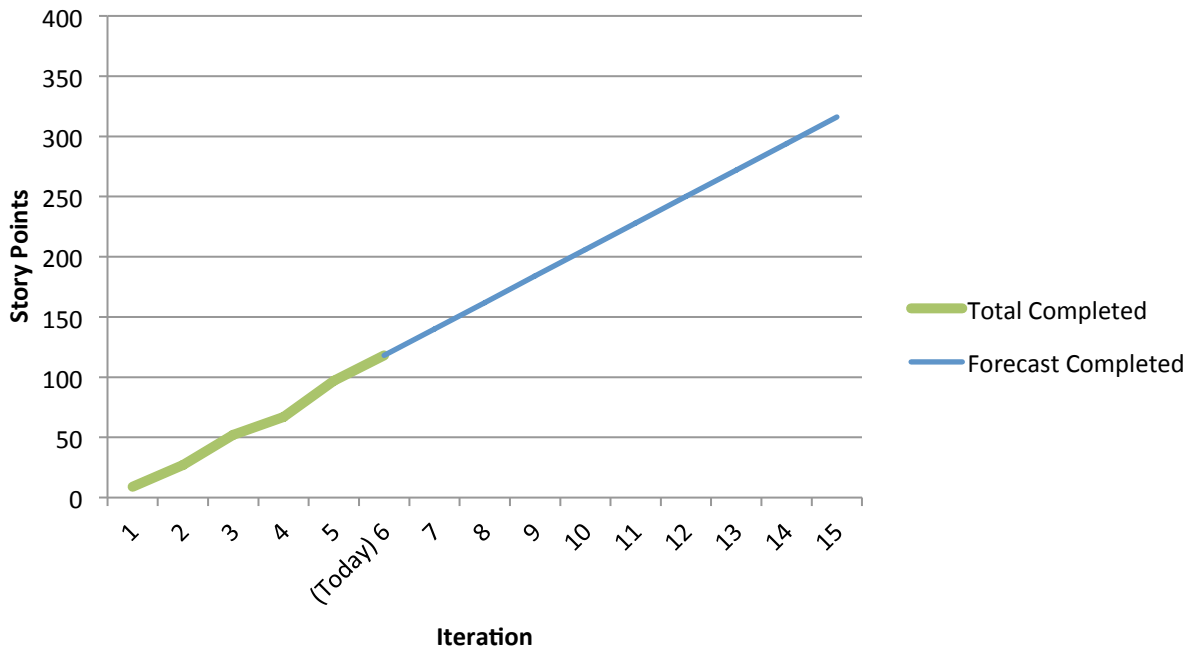


	Iteration	Story Points Completed	Total Completed	Forecast Completed	Forecast High	Forecast Low	MVP
Historical	1	9	9				
	2	18	27				
	3	25	52				
	4	15	67				
	5	30	97				
	(Today) 6	21	118				
Forecast	7						
	8						
	9						
	10						
	11						
	12						
	13						
	14						
	15						

Average Points Completed Last 3 Sprints:	
Standard Deviation Points Last 3 Sprints	

Sum velocity over time and plot

Release Burn-Up Chart

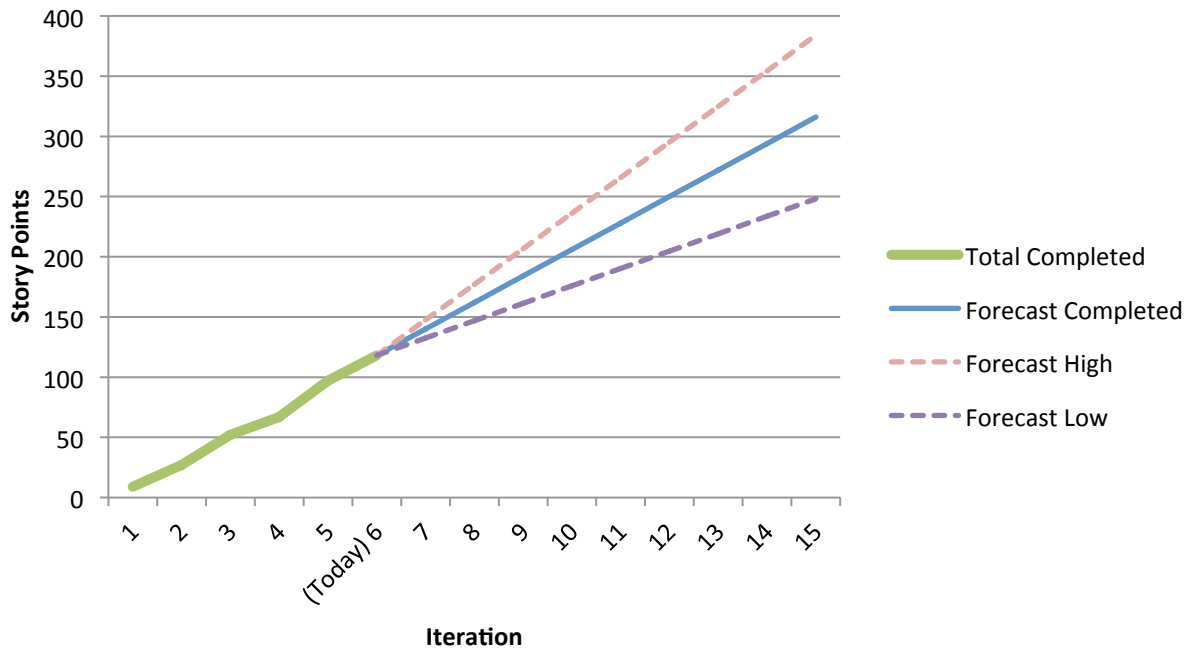


	Iteration	Story Points Completed	Total Completed	Forecast Completed	Forecast High	Forecast Low	MVP
Historical	1	9	9				
	2	18	27				
	3	25	52				
	4	15	67				
	5	30	97				
	(Today) 6	21	118	118			
Forecast	7			140			
	8			162			
	9			184			
	10			206			
	11			228			
	12			250			
	13			272			
	14			294			
	15			316			

Average Points Completed Last 3 Sprints:	22
Standard Deviation Points Last 3 Sprints	

Add a forecast

Release Burn-Up Chart

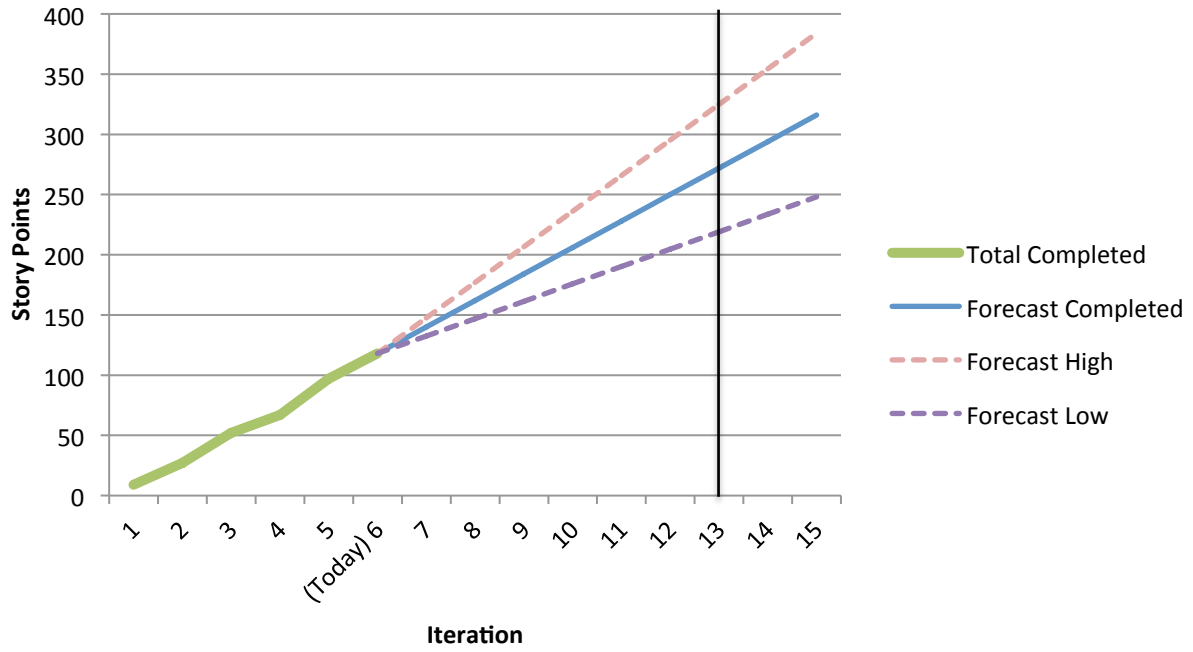


	Iteration	Story Points Completed	Total Completed	Forecast Completed	Forecast High	Forecast Low	MVP
Historical	1	9	9				
	2	18	27				
	3	25	52				
	4	15	67				
	5	30	97				
	(Today) 6	21	118	118	118	118	
Forecast	7			140	148	132	
	8			162	177	147	
	9			184	207	161	
	10			206	236	176	
	11			228	266	190	
	12			250	295	205	
	13			272	325	219	
	14			294	354	234	
	15			316	384	248	

Average Points Completed Last 3 Sprints:	22
Standard Deviation Points Last 3 Sprints	7.55

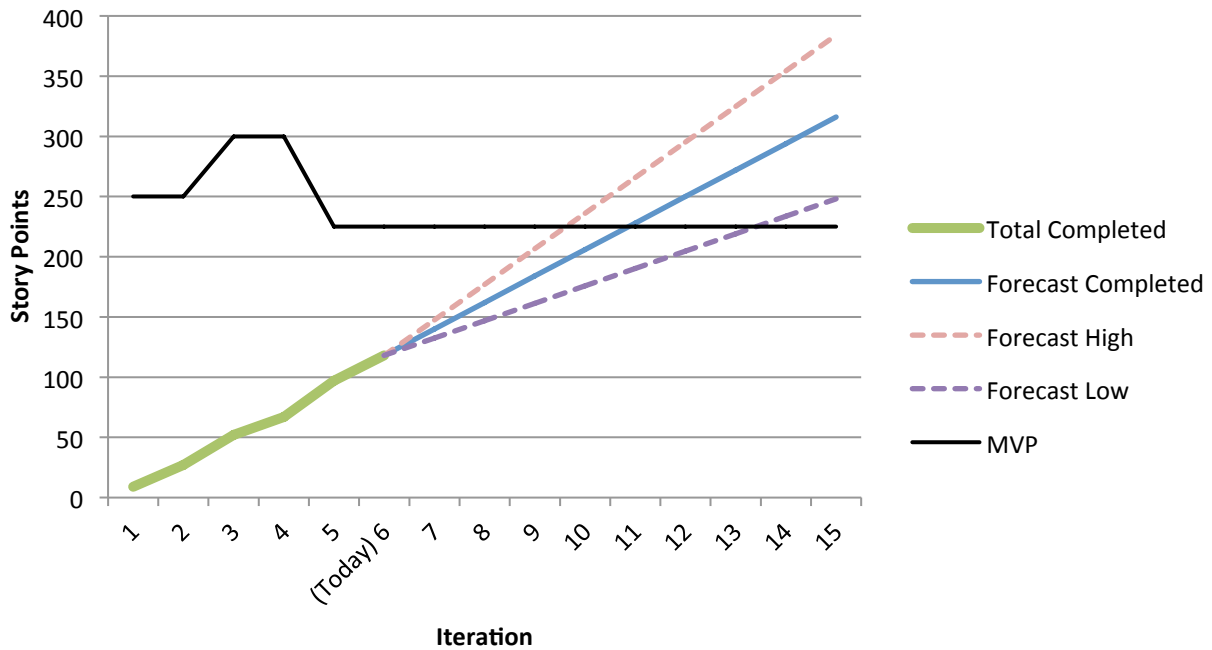
Add forecast highs and lows

Release Burn-Up Chart



Evaluate for fixed time, variable scope

Release Burn-Up Chart

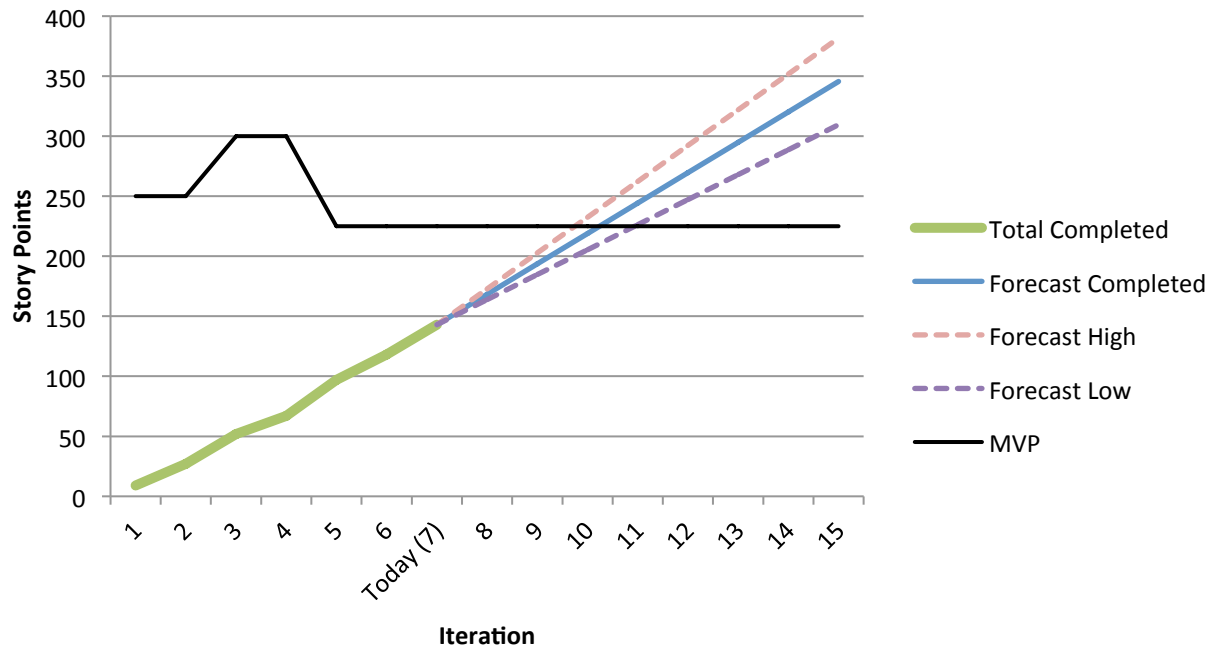


	Iteration	Story Points Completed	Total Completed	Forecast Completed	Forecast High	Forecast Low	MVP
Historical	1	9	9				250
	2	18	27				250
	3	25	52				300
	4	15	67				300
	5	30	97				225
	(Today) 6	21	118	118	118	118	225
Forecast	7			140	148	132	225
	8			162	177	147	225
	9			184	207	161	225
	10			206	236	176	225
	11			228	266	190	225
	12			250	295	205	225
	13			272	325	219	225
	14			294	354	234	225
	15			316	384	248	225

Average Points Completed Last 3 Sprints:	22
Standard Deviation Points Last 3 Sprints	7.55

Evaluate for fixed scope, variable time (MVP)

Release Burn-Up Chart



	Iteration	Story Points Completed	Total Completed	Forecast Completed	Forecast High	Forecast Low	MVP
Historical	1	9	9				250
	2	18	27				250
	3	25	52				300
	4	15	67				300
	5	30	97				225
	6	21	118				225
	Today (7)	25	143	143	143	143	225
Forecast	8			168	173	164	225
	9			194	203	185	225
	10			219	233	205	225
	11			244	262	226	225
	12			270	292	247	225
	13			295	322	268	225
	14			320	352	289	225
	15			346	382	310	225

Average Points Completed Last 3 Sprints:	25
Standard Deviation Points Last 3 Sprints	4.51

Update for Sprint 7